


TUTORIAL C2CARE

Remote Headset: control patient headset remotely

 Do not expose the headset lenses to the sun.

1

Verify that your patient is registered on the my.c2.care website and has a C2Care subscription at www.c2.care/en/individual-subscription/.

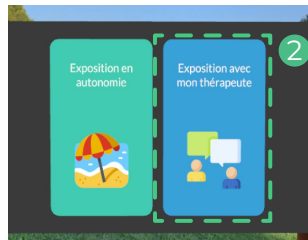
2

Your patient can use their virtual reality headset if it is compatible with C2Care or choose a subscription with the rental of a headset.

3

Ask your patient to:

- 1 Open a C2Care application in the headset.
- 2 Click on [Exposure with my therapist](#).
- 3 Provide you with their association code.



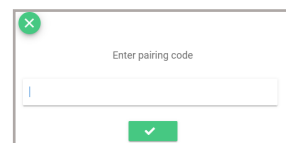
4

In your my.c2.care account, tap [Connect a remote headset](#).

 [CONNECT A REMOTE HEADSET](#)

5

Enter the association code in the field that appears.



Enter pairing code

6

Launch a C2Care app. You can monitor and see your patient's exposure in real time.

